

CARBON MONOXIDE - HAZARD ON THE FIRE GROUND?

Fabienne Reisen and Mick Meyer

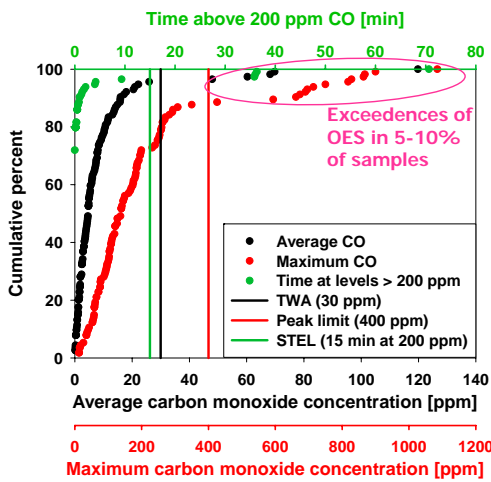
CSIRO Marine and Atmospheric Research, Aspendale, VIC 3195

Dane Hansen

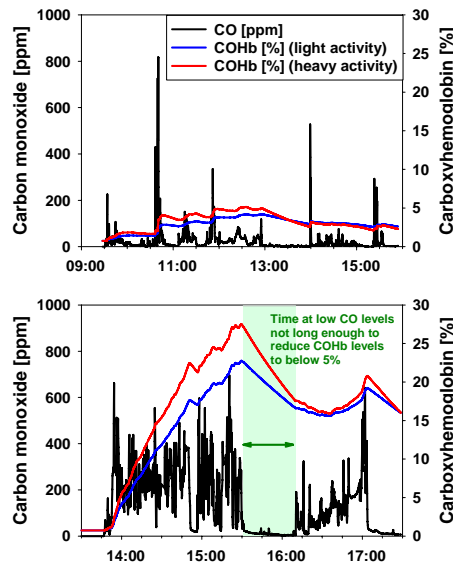
RMIT University, Melbourne VIC 3001

Carbon monoxide (CO) has been identified as a major air toxic in bushfire smoke. When inhaled, it forms carboxyhemoglobin (COHb), which hinders delivery of oxygen to the body. Elevated COHb levels in the blood (>5%) can cause headaches, dizziness, fatigue, confusion, disorientation, reduced reaction times and work capacity, impaired judgement, decreased vigilance, and therefore potentially pose a significant safety issue on the fire ground. Exposure to high levels of CO can also exacerbate heart or respiratory illnesses. People at higher risk include people with pre-existing heart and respiratory conditions.

How high are CO exposure levels?



What are potential COHb levels?

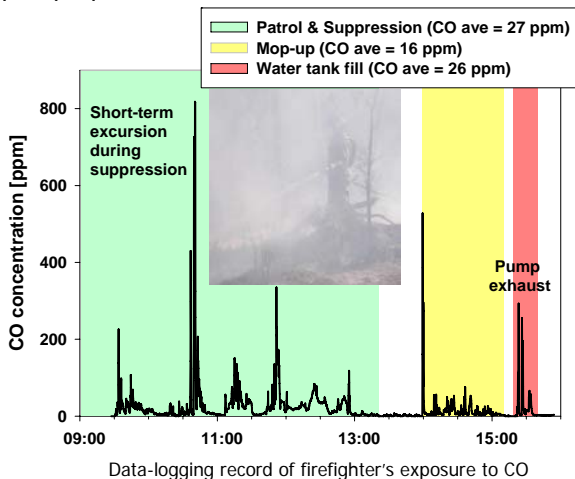


Short-term elevated peaks during suppression; moderate CO exposures overall – low risk of CO-induced symptoms (COHb < 5%)

Elevated levels over extended periods of time – high risk of CO-induced symptoms (COHb > 15%)

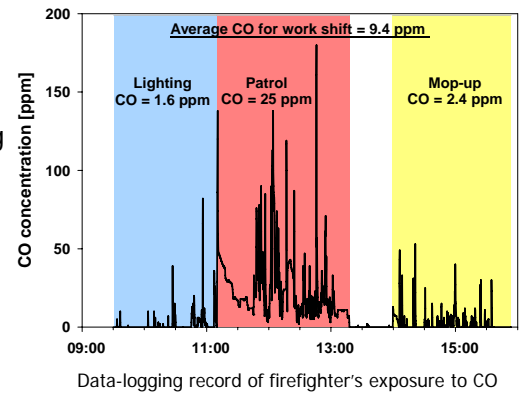
What causes high exposures?

Some of the activities with high CO exposures include patrol downwind of smoke, suppression activities and pump operation



How can high COHb levels be minimized?

- Task rotation
- Extended time away from smoke
- Regular monitoring of COHb levels



Acknowledgements

We thank the following agencies for their participation in the monitoring process: DSE, CFA (VIC); CFS, DEH (SA); Forestry Tasmania; NT Bushfire Council, Territory Wildlife Park; DEC (WA); QFRS, QPWS, Forestry (QLD)